


BETTER CONNECTED AT PROLOGIS PARK PINEHAM


Northampton railway station underwent a major £20m redevelopment and improvement in 2015 with a new two-storey glass and steel station and improvements to the main line.

The development included doubling the size of the station to 27,000 sq ft, a new 1,270 space multi-storey car park, new footbridge and platform canopies, new approach roads and associated junction improvements.

A further new 1,550 space multi-storey car park, with direct access to the booking hall, is also being planned. This is being developed by Northampton Borough Council and Network Rail as part of a wider proposal to develop the surrounding land for housing and commercial use.




Origin:	London Euston
Destination:	Northampton
Changes:	Direct service
Fastest route:	46 minutes
Trains per day:	Around 57
Distance:	59 miles
Train operators:	Virgin Trains Midlands Trains

	RAIL	
46	59	57
MINUTE JOURNEY TIME	MILES FROM EUSTON	DIRECT TRAINS A DAY



Source: thetrainline.com

Source: bustimes.org

BUS & CAR	
10	4.5 18
MINUTE JOURNEY TIME	MILES FROM STATION DIRECT BUSES A DAY

Service:	Stagecoach 55
Origin:	Northampton train station
Destination:	Pineham
Journey time:	10 minutes
Frequency:	Hourly
Buses per day:	18
Distance:	4.5 miles

